



Border Rescues and Mortality Data

Transnational criminal organizations continue to recklessly endanger the lives of individuals they smuggle for their own financial gain. Smuggling organizations often abandon migrants in remote and dangerous areas, where severe heat, exposure, and miles of unforgiving desert pose countless threats to migrants. Preventing the loss of life is core to our mission, and CBP personnel endeavor to rescue those in distress. Tragically, the number of deaths in these harsh environments is still too high.

Pursuant to Congressional reporting requirements, CBP tracks migrant deaths under two separate sets of criteria. CBP's Office of Professional Responsibility (OPR) conducts independent oversight of in-custody and certain other CBP-related deaths. CBP and the U.S. Border Patrol (USBP) also track southwest border (SWB) deaths, in conjunction with their Missing Migrant Program (MMP). CBP initiated the MMP in 2017 to prevent the deaths of migrants during their journey with signage, rescue beacons, and other tools to enable individuals in distress to contact agency personnel.

While CBP works hard to track this information as fully and accurately as possible, these data are not all encompassing. These numbers may differ from other organizations that track similar data.

[Close all](#) [Open all](#)

FY 2022 CBP Office of Professional Responsibility Mortality Reporting Data

In FY 2022, CBP components conducted a combined 2,766,582 enforcement actions across the United States. From these enforcement actions, CBP OPR reviewed 171 CBP-related deaths. The deaths were categorized into three categories: In Custody (Reportable), Not in Custody (Reportable), and Not in Custody (Not Reportable).

In Custody (Reportable)

Subject dies in the process of being physically detained by CBP
Subject dies after being detained or arrested or while being escorted to a CBP vehicle

Not in Custody (Reportable)

Subject dies while attempting to elude CBP but not being actively pursued (including falls from border barriers)
Subject dies before, during, or after

Not in Custody (Not Reportable)

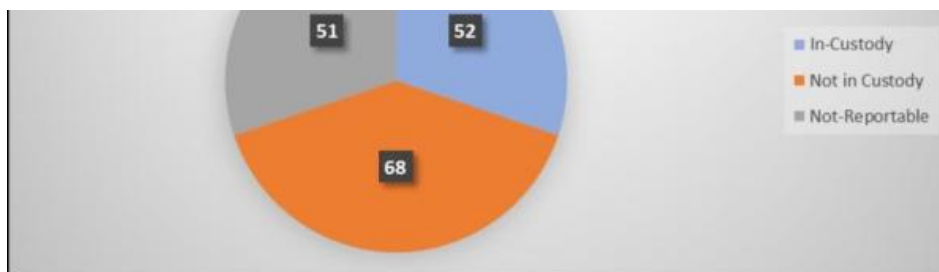
Subject discovered in medical distress and dies in the field or in route to hospital (not in a CBP vehicle)
Subject discovered in medical

Subject dies due to vehicle collision, is struck by a vehicle, or dies by any other means while being actively pursued by CBP	primary or outbound inspection at a port of entry (unless referred to secondary or due to use of force)	distress and dies during initial lifesaving efforts at hospital
Subject dies due to actions of CBP while attempting to detain or arrest subject (e.g., struck by CBP vehicle)	Subject dies before, during, or after primary inspection at a USBP checkpoint (unless referred to secondary or due to use of force)	Remains discovered by CBP personnel
Subject dies while being transported by, or in the custody of, a CBP contractor	Subject that is not detained or arrested dies while being transported in a CBP-owned vehicle or other conveyance with the sole purpose of obtaining immediate medical care	Discovery of deceased individuals by other agencies
Subject dies in a CBP holding facility or in route to a CBP holding facility	Subject dies while processing of import/export paperwork or while paying import/export fees	Deaths resulting from an enforcement action in which CBP personnel did not participate
Subject dies as a result of any use of force by CBP personnel		Subject found deceased by CBP personnel in connection with a search and rescue operation
Subject dies while undergoing secondary inspection or detained by CBP personnel for any other reason		
Subject dies after being admitted to a medical facility while still in CBP's legal custody		

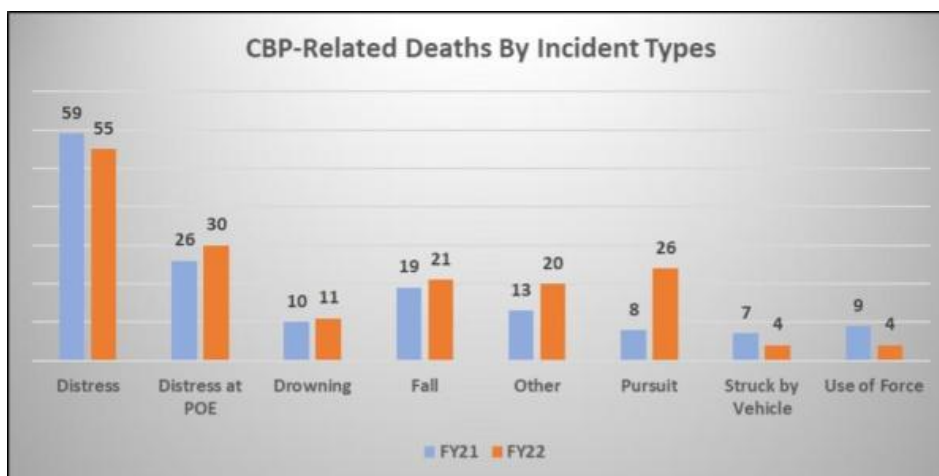
CBP-Related Deaths: Incidents by Classification

Of note, the not in custody and not reportable deaths included in the OPR review, shown below, were only those involving decedents who are found in medical distress and who died during initial lifesaving efforts.





CBP-Related Deaths: Incident Types



For additional information and more detailed data regarding the OPR data, please see the [FY2022 CBP-Related Deaths Report](#). For further additional information, please read the [Notification and Review Procedures for Certain Deaths and Deaths in Custody](#).

FY 2021 CBP Office of Professional Responsibility Mortality Reporting Data

In FY 2021, CBP components conducted a combined 1,956,519 enforcement actions across the United States. From these enforcement actions, CBP OPR reviewed 151 CBP-related deaths. The deaths were categorized into three categories: In Custody (Reportable), Not in Custody (Reportable), and Not in Custody (Not Reportable).

In Custody (Reportable)

Not in Custody (Reportable)

Not in Custody (Not Reportable)

Subject dies in the process of being physically detained by CBP

Subject dies after being detained or arrested or while being escorted to a CBP vehicle

Subject dies due to vehicle collision, is struck by a vehicle, or dies by any other means while being actively pursued by CBP

Subject dies due to actions of CBP while attempting to detain or arrest subject (e.g., struck by CBP vehicle)

Subject dies while being transported by, or in the custody of, a CBP contractor

Subject dies in a CBP holding facility or in route to a CBP holding facility

Subject dies as a result of any use of force by CBP personnel

Subject dies while undergoing secondary inspection or detained by CBP personnel for any other reason

Subject dies after being admitted to a medical facility while still in CBP's legal custody

Subject dies while attempting to elude CBP but not being actively pursued (including falls from border barriers)

Subject dies before, during, or after primary or outbound inspection at a port of entry (unless referred to secondary or due to use of force)

Subject dies before, during, or after primary inspection at a USBP checkpoint (unless referred to secondary or due to use of force)

Subject that is not detained or arrested dies while being transported in a CBP-owned vehicle or other conveyance with the sole purpose of obtaining immediate medical care

Subject dies while processing of import/export paperwork or while paying import/export fees

Subject discovered in medical distress and dies in the field or in route to hospital (not in a CBP vehicle)

Subject discovered in medical distress and dies during initial lifesaving efforts at hospital

Remains discovered by CBP personnel

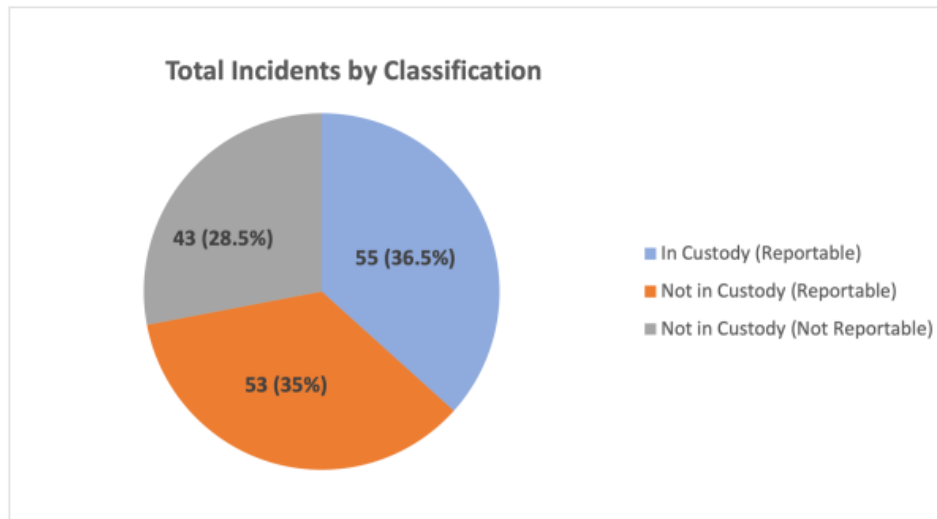
Discovery of deceased individuals by other agencies

Deaths resulting from an enforcement action in which CBP personnel did not participate

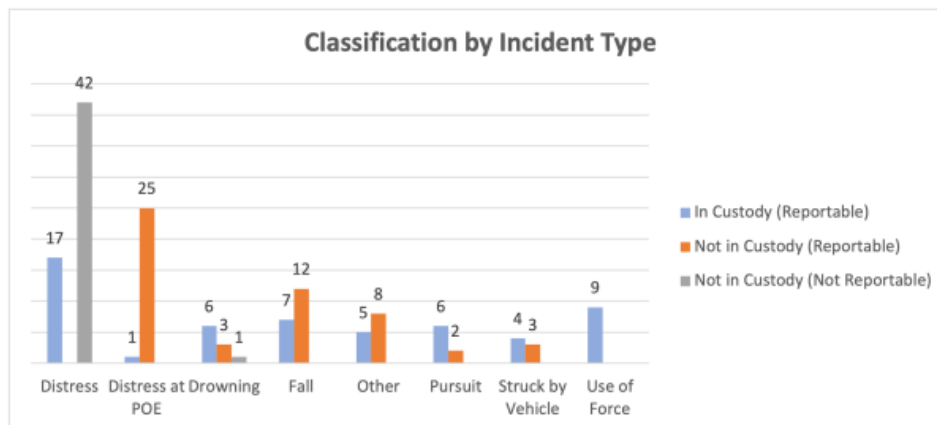
Subject found deceased by CBP personnel in connection with a search and rescue operation

CBP-Related Deaths: Incidents by Classification

Of note, the not in custody and not reportable deaths included in the OPR review, shown below, were only those involving decedents who are found in medical distress and who died during initial lifesaving efforts.



CBP-Related Deaths: Incident Types



For additional information and more detailed data regarding the OPR data, please see the [FY2021 CBP-Related Deaths Report](#). For further additional information, please read the [Notification and Review Procedures for Certain Deaths and Deaths in Custody](#).

Southwest Border Missing Migrant Program Data

The USBP Missing Migrant Program (MMP) continues to expand partnerships with key stakeholders to improve tracking of reportable incidents. The

MMP was implemented under the Missing Persons and Unidentified Remains Act of 2019 (P.L. 116–277). Through partnerships with federal, state, tribal, and local agencies, along with nongovernmental organizations (NGO) and foreign consular offices, USBP now has a standardized, active MMP in all nine USBP Southwest Border sectors.

The MMP’s statistics are pulled from designated target zones, which comprise 45 counties along the southwest border that are historical routes of travel for undocumented migrants. The MMP maintains the following criteria for decedents included in their report:

A suspected undocumented migrant who died:

- In furtherance of an illegal entry,
- Within a designated target zone, or
- Whether or not USBP was involved directly;

or

A suspected undocumented migrant who died:

- In furtherance of an illegal entry,
- Outside of a designated target zone, or
- If USBP was involved directly with the incident.

USBP Southwest Border Deaths by Discoverer

Discoverer	FY 2018	FY 2019	FY 2020	FY 2021	FY 2022
USBP	201	226	200	448	635
Other*	80	74	54	120	260
Totals	281	300	254	568	895

*Other includes discovery by federal, state, tribal, and local agencies other than CBP.

USBP Southwest Border Deaths by Gender

Gender	FY 2018	FY 2019	FY 2020	FY 2021	FY 2022
Female	15	28	22	101	151

Gender	FY 2018	FY 2019	FY 2020	FY 2021	FY 2022
Male	164	178	148	364	563
Unknown	102	94	84	103	181
Totals	281	300	254	568	895

USBP Southwest Border Deaths by Age Group

Age Group	FY 2018	FY 2019	FY 2020	FY 2021	FY 2022
0 - 17	4	8	7	8	17
18 - 25	44	43	46	110	129
26 - 35	39	53	42	114	176
36 - 45	32	40	27	75	105
46 - 55	9	12	9	37	51
56 and Older	2	3	6	13	16
Unknown	151	141	117	211	401
Totals	281	300	254	568	895

USBP Southwest Border Deaths by Nationality

Nationality	FY 2018	FY 2019	FY 2020	FY 2021	FY 2022
Angola	0	0	0	0	2
Bangladesh	2	1	0	0	0
Brazil	1	1	0	4	1
China	0	1	0	1	1

Nationality	FY 2018	FY 2019	FY 2020	FY 2021	FY 2022
Colombia	1	0	0	2	6
Costa Rica	0	0	0	0	2
Cuba	0	0	0	4	9
Dominican Republic	0	3	0	0	3
Ecuador	2	6	4	12	6
El Salvador	8	7	2	19	24
Ghana	0	0	0	0	1
Guatemala	20	21	11	32	95
Haiti	0	0	0	0	1
Honduras	14	16	11	30	62
India	0	1	0	0	1
Jamaica	0	0	0	0	1
Mexico	117	124	136	334	415

USBP Southwest Border Deaths Reported by Sector

Sector	FY 2018	FY 2019	FY 2020	FY 2021	FY 2022
Rio Grande Valley Sector	96	69	58	130	212
Laredo Sector	69	78	57	75	79
Del Rio Sector	20	38	34	100	256
Big Bend Sector	10	3	15	39	31
El Paso Sector	6	20	10	39	71

Sector	FY 2018	FY 2019	FY 2020	FY 2021	FY 2022
Tucson Sector	58	61	43	78	142
Yuma Sector	1	7	7	30	52
El Centro Sector	17	17	17	45	14
San Diego Sector	4	7	13	32	38
Totals	281	300	254	568	895

USBP Southwest Border Death by Type

Type of Death	FY 2018	FY 2019	FY 2020	FY 2021	FY 2022
Environmental Exposure-Heat	95	110	104	219	365
Environmental Exposure-Cold	28	7	7	21	37
Train-Related	0	0	1	1	3
Motor-Vehicle-Related	5	11	9	41	45
Water-Related	54	66	41	78	172
Other ¹	36	21	20	86	99
Undetermined ²	37	60	42	73	43
Skeletal Remains ³	26	25	30	49	131
Totals	281	300	254	568	895

¹ Type of death that doesn't fall into one of the other stated categories to include, animal-related, homicide, suicide, etc.

² A deceased subject is found, and the cause of death cannot be determined by the medical examiner

³ Only bones are discovered from a deceased individual, to include not a full set of bones.

Southwest Border Migrant Rescues Data

The USBP Southwest Border rescues data highlights the extraordinary number of resources USBP has dedicated to this humanitarian mission and to preventing the loss of life.

USBP Southwest Border Rescue Incidents by Sector

Sector	FY 2018	FY 2019	FY 2020	FY 2021	FY 2022
Rio Grande Valley Sector	345	184	138	508	719
Laredo Sector	278	310	317	568	493
Del Rio Sector	60	108	104	906	1,192
Big Bend Sector	27	13	66	190	113
El Paso Sector	10	20	4	526	375
Tucson Sector	574	570	423	164	2,300
Yuma Sector	10	23	35	137	211
El Centro Sector	9	30	69	158	279
San Diego Sector	13	16	40	266	1,430
Totals	1,326	1,274	1,196	3,423	7,112

USBP Southwest Border Number of People Rescued

Sector	FY 2018	FY 2019	FY 2020	FY 2021	FY 2022
Rio Grande Valley Sector	1,623	794	304	949	1,175
Laredo Sector	1,509	2,453	3,549	7,109	6,491
Del Rio Sector	114	480	202	2,096	2,695

Sector	FY 2018	FY 2019	FY 2020	FY 2021	FY 2022
Big Bend Sector	71	45	150	748	438
El Paso Sector	17	40	12	688	493
Tucson Sector	926	930	774	233	3,507
Yuma Sector	20	82	114	424	346
El Centro Sector	14	78	171	328	405
San Diego Sector	25	19	60	282	6,525
Totals	4,319	4,921	5,336	12,857	22,075

USBP Southwest Border Rescues by Type

Rescue Type	FY 2018	FY 2019	FY 2020	FY 2021	FY 2022
Environmental Exposure-Heat	480	380	458	1,664	3,130
Environmental Exposure-Cold	56	64	56	317	547
Water-Related	53	239	206	136	190
Other	547	444	319	1,076	2,997
Motor-Vehicle-Related	188	138	152	209	236
Train-Related	6	9	9	22	12
Totals	1,330	1,274	1,200	3,424	7,112

USBP Southwest Border: Number of People Rescued by Type

Rescue Type	FY 2018	FY 2019	FY 2020	FY 2021	FY 2022
Environmental Exposure-Heat	1,209	924	1,159	3,760	5,634

Rescue Type	FY 2018	FY 2019	FY 2020	FY 2021	FY 2022
Environmental Exposure-Cold	118	132	139	961	1,009
Water-Related	86	742	384	249	451
Other	945	768	631	1,713	9,445
Motor-Vehicle-Related	1,938	2,343	2,979	5,999	5,490
Train-Related	23	12	44	175	46
Totals	4,319	4,921	5,336	12,857	22,075

Last Modified: Mar 18, 2024